



1989
— • 2019

**30 YEARS DEDICATED
TO OUR CUSTOMERS**

ERME €

MECHANIZATION OF GARLIC GROWING

HISTORY

ETUDE ET RÉALISATION DE MACHINES ET D'ÉQUIPEMENTS SPÉCIAUX



ERME offers a full range of machinery for mechanizing garlic production. From preparing the seeds, planting, harvesting, drying, cleaning, grading and peeling ready for selling.



- **1989** → ● **1995** → ● **1999** → ● **2019** ● ● ●
- ERME
- New buildings to expand
- Worldwide export
- Leaders in garlic machinery



SUMMARY



▶ SPLITTING	4
▶ CLOVE TREATMENT	6
▶ PLANTING	8
▶ HARVESTING	12
▶ SOIL CLEANING	18
▶ CLEANING & GRADING	20
▶ BOX FILLING / TIPPING	22
▶ LEAF & ROOT CUTTING	24
▶ PEELING	26

SPLITTING



● GARLIC SPLITTING LINES



▶ E150



▶ E600



▶ E1000



QUALITY GARLIC PLANTING CLOVES, THANKS TO THE ADJUSTABLE RUBBER SPLITTING BELTS AND SOFT BRUSHES



E150	E600	E1000
150-200kg per hour	600-800kg per hour	> 1000kg per hour
2 to 4 people	6 to 8 people	8 to 10 people



KEY OPTIONS

- Large / Extra-large feeding belts and hoppers
- Complete line running on 220V
- Small boxes / big boxes
- Extra-suction units




CLOVE TREATMENT

BEFORE PLANTING ...



► TREATMENT MIXING DRUM



UNIFORM COATING, PRODUCT SAVING



T630

▶ **OUTPUT**

500kg/h

▶ **OPERATING MODE**

50L tank with recycling product system

▶ **MIXING DRUM**

D630mm with 5 sprays

KEY POINTS

- Uniform treatment coating
- Economy of product
- Safe for the user and environment
- Quantities adapted to your needs

PLANTING


MECHANICAL PLANTING



▶ PLMS











▶ PLMD



EFFICIENT AND CONSTANT DEPTH, EASY “NO TOOL” CHANGE OF THE PLANTING SPOONS



	PLMS	PLMD
▶ MECHANICAL SPOON PLANTERS	Single row 	Double row 
▶ NUMBER OF ROWS	From 1 to 15 	From 1 to 15 
▶ HOPPERS	Individual 	Common 
▶ AVERAGE PLANTING SPEED	2 to 2.5km/h 	2 to 2.5km/h 




KEY OPTIONS

- Range of 6 sizes of spoons
- High volume hoppers
- Side markers
- Digital planting monitors
- Rear hard rubber wheels
- Micro granulator systems
- Spraying kits
- 25cm spacing offset chassis
- Multi bed articulated chassis
- Towed chassis




PLANTING

● PNEUMATICAL PLANTING



▶ PLPS











▶ PLPD



PRECISION PLANTING, INCREASED SPEED, EASY HOPPER EMPTYING, “NO TOOL” CHANGE OF THE PLANTING DISCS



	PLPS	PLPD
▶ PNEUMATICAL DISC PLANTERS	Single row 	Double row 
▶ NUMBER OF ROWS	From 1 to 12 	From 1 to 9 
▶ FAN UNIT		Silent and powerfull 
▶ AVERAGE PLANTING SPEED		2.5 to 3.5km/h 



KEY OPTIONS

- Full range of planting discs
- Side markers
- Digital planting monitors
- Rear hard rubber wheels / farm flex / steel
- Micro granulator systems
- Hoppers / Big volume or single
- Large drive wheels
- Multi bed articulated chassis
- 25cm spacing chassis
- Towed chassis
- Spraying kits



HARVESTING

HARVESTING BINDING : RL HARVESTER BINDERS



▶ RL1



▶ RL2



▶ RL3



QUALITY ASSURED GARLIC BUNDLES, THE WAY TO HARVEST FOR YOUR TRADITIONAL DRYING



	RL1	RL2	RL3
▶ NUMBER OF ROWS	One row	Two rows	Three rows
▶ IDEAL PLANTING SCHEMES	3 rows < 10ha	4/6/8 rows < 20ha	6/9/12 rows < 30ha
▶ AVERAGE PRODUCTION	1ha / 8 hours	2ha / 8 hours	3ha / 8 hours

Suitable for both single and double row planting schemes with options.

KEY OPTIONS

- Hydraulic depth adjustment of the soil share
- Hydraulic height adjustment of the harvesting belts
- Protected leaf lifters
- Automatic row following system
- Full electric controls + automatic row following system
- Work lights
- 25cm spacing chassis



HARVESTING

HARVESTING TOPPING : RE CARRIED MACHINES



► RE1



► RE2



PRECISION GARLIC HARVEST, STRAIGHT TO YOUR SOIL CLEANING AND DRYING INSTALLATION



MACHINE RE (S) (P) (T) (Sac) (Palox) (Tank)	RE1	RE2
▶ NUMBER OF ROWS	One row	Two rows
▶ IDEAL PLANTING SCHEMES	3 rows < 10ha	4/6/8 rows < 20ha
▶ AVERAGE PRODUCTION	1ha / 8 hours	2ha / 8 hours

Suitable for both single and double row planting schemes with options.

KEY OPTIONS

- Hydraulic depth adjustment of the soil share
- Long topping system
- Protected leaf lifters
- 25cm spacing chassis (only for RE1)
- Work lights
- Camera kit



HARVESTING

HARVESTING TOPPING : RE MULTIROW MACHINES



▶ RES



▶ REP



▶ RECL



▶ RECL



FAST & PRECISE GARLIC HARVEST, MACHINES ADAPTED TO ALL WAYS OF POST-HARVEST PROCESSING



MACHINE RE (S) (P) (CL) (Sac) (Palox) (Conveyor Belt)	RE3	RE4	RE5	RE6
▶ NUMBER OF ROWS	Three rows	Four rows	Five rows	Six rows
▶ IDEAL PLANTING SCHEMES	3 rows < 30ha	4 rows < 40ha	5 rows < 50ha	6 rows < 60ha
▶ AVERAGE PRODUCTION	2.5ha / 8 hours	3.5ha / 8 hours	4.5ha / 8 hours	5.5ha / 8 hours

Suitable for both single and double row planting schemes with options.



KEY OPTIONS

- Hydraulic depth adjustment of the soil share
- Long topping system
- Protected leaf lifters
- Side leaf discharge belt
- Single or large box (for REP)
- Empty box holder
- Automatic row following system
- Full electric controls + automatic row following system
- Work lights
- Camera kit



SOIL CLEANING

BEFORE DRYING ...



▶ DET YARD




▶ DET FIELD



FOR AN OPTIMAL CONSERVATION AND QUALITY DRIED GARLIC, IT IS ESSENTIAL TO SOIL FREE YOUR GARLIC ●●●

LINES FOR	THE YARD	THE FIELD	SPECIAL NEEDS
▶ AVERAGE PRODUCTION	1 to 10m ³ / hour		
▶ ADAPTED TO	Sac or Box - Harvesting & Filling		
▶ POWER SUPPLY	Electric	Hydraulic	Electric
▶ SETUP	Stationary lines	Trailer mounted lines	Modular lines



KEY POINTS & OPTIONS

- Soft rubber fingers
- Rubber coated belts
- Vibrating systems
- Soil belts
- Gentle box filling systems
- Manual / Electric / Automatic controls
- Mechanical speed controls / Electronic speed controls
- Large hoppers / box tippers



CLEANING & GRADING

AFTER DRYING ...



▶ T1700 + BR1000 + CB1000



▶ T1700 + BR1000 + CB1000 ON TRAILER



▶ T3500 + BR1000 + CB1000

ADAPT TO YOUR EXISTING LINES WITH INDIVIDUAL & MODULAR UNITS



AVERAGE PRODUCTION	< 500Kg/h	500Kg/h TO 800Kg/h	> 800Kg/h
MACHINES	T150/BR500 NC500/NB500 C630	T600/T1700/BR500 NB500 CB600	T3500/BR1000 NB1000 CB1000
SETUP	Modular units / Complete stationary lines / Trailer mounted lines		
GARLIC CARE	Reduced falling heights / soft padded shoots		




KEY OPTIONS

- Mechanical speed controls / Electronic speed controls
- Dust suction units
- Overhead lights
- Manual individual controls / Automatic central controls
- Single phase units





BOX FILLING / TIPPING

● HANDLING GARLIC ...



▶ BOX FILLER



▶ BOX TIPPER



TAKING CARE OF YOUR GARLIC

DURING ALL BOX HANDLING, TIPPING & FILLING



▶ BOX SIZES	Adapted to your box size (Width or Length): 0.80m / 1.00m / 1.20m / 1.60m / 1.80m (Height): 0.80m / 1.00m / 1.20m	
▶ MACHINES	Box tipper	Box filler
▶ GARLIC CARE	Large angle tipping to minimize the fall	
▶ POWER	Electric / Hydraulic	



KEY OPTIONS

- Manual / Electric / Automatic controls
- Mechanical speed controls / Electronic speed controls
- 90° exit belt for optimized flow control (box tipper)
- PVC or rubber bar exit belt (box tipper)
- Exit belt on both sides (box tipper)
- Single phase units



LEAF & ROOT CUTTING

● ROOT AND LEAF CUTTERS



▶ CRFM



▶ CRF13



▶ CRFR



REMOVE YOUR HARD NECKS AND LARGE ROOTS IN PERFECT SAFETY, MOVE YOUR WORK SHOP TO THE FIELD, LEAVE THE WASTE DIRECTLY BACK WHERE IT CAME FROM ●●●

	CRFM	CRF13	CRFR
▶ SETUP	Mechanically assisted	Semi-automatic	Eased field work
▶ AVERAGE PRODUCTION	2000 heads/h 100Kg/h	3000 heads/h 150Kg/h	40 000 heads/h 2000kg/h
▶ NUMBER OF PEOPLE	1	1	10/16
▶ POWER	220V & Air	220V/380V	Tractor



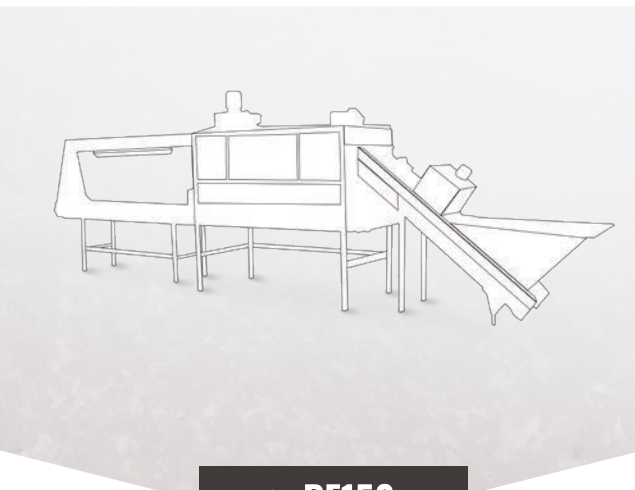
KEY OPTIONS

- Single phase units
- Manual / Electric controls
- Automatic box filling system (CRFR)
- Feeding & exit belts (CRF13)

PEELING



▶ PE60



▶ PE150

	PE60	PE150
▶ AVERAGE OUTPUT	60Kg/h	150Kg/h
▶ OPERATING PRINCIPLE	Abrasive peeling with water	Air peeling
▶ NUMBER OF PEOPLE	1/2	4/6
▶ POWER	220V/380V	220V/380V & Air

KEY POINTS & OPTIONS

- Single phase units
- Manual / Electric / Automatic controls
- Mechanical speed controls / Electronic speed controls
- Complete peeling lines
- Waste suction units

STAINLESS STEEL PEELERS, ADAPTED TO YOUR NEEDS



BUT ALSO



ERME DESIGNS, MANUFACTURES
AND SELLS :

▶ TRAILERS AND SEMI-TRAILERS



- Swimming pool trailers
- Boat trailers
- Shuttering panel trailers
- Silo trailers
- And many other special trailers



WWW.MASSO-TRAILER.COM

▶ AERONAUTIC, INDUSTRY AND SPACE TOOLS



- Engine trolleys
- Engine cowl trolleys
- Transport Boxes
- Storage Frames
- Various handling tools
- GSE Tools



WWW.ERME-AERO.COM

OUR TEAM IS HERE TO HELP YOU GROW



Speak to your local dealer for more details :



MADE TO MEASURE SOLUTIONS ADAPTED TO YOUR NEEDS

ERME SAS

Les Armands
32730 MONTEGUT ARROS, FRANCE
Tel : +33 5 62 64 86 13
E-mail : contact@erme-france.com

WWW.ERME-FRANCE.COM

ERME has the status of 'customs simplification' AEO authorized economic operator, EE registered exporter and AE authorized exporter.